



VIRTUAL
CABLE

Importing UDS on Citrix Hypervisor and XCP-ng



UDS
ENTERPRISE

3.6



Index

IMPORTING UDS ON CITRIX HYPERVISOR / XCP-NG.....	2
Download UDS Appliances	2
Import UDS Appliances on the virtual platform.....	3
Start UDS servers.....	7
About Virtual Cable.....	8

IMPORTING UDS ON CITRIX HYPERVISOR / XCP-NG

UDS Enterprise components are provided as Virtual Appliances. To upload these items on the Citrix Hypervisor platform, perform the following tasks:

Download UDS Appliances




Access your account at <https://www.udsenderprise.com/en/accounts/login?next=/en/my-uds/>

Once inside, in the "My Downloads" section, select "UDS Enterprise Appliances compatible with Citrix Hypervisor / XCP-ng/" (.OVA format):

My Downloads		
Component	Format	Version
UDS Enterprise Appliances compatible with VMware vSphere / Cloud Director	OVA	3.0
UDS Enterprise Appliances compatible with Citrix Hypervisor / XCP-ng	OVA	3.0
UDS Enterprise Appliances compatible with Nutanix AHV	RAW / QCOW2	3.0

It will take you to a download repository where you will find the UDS Appliances:

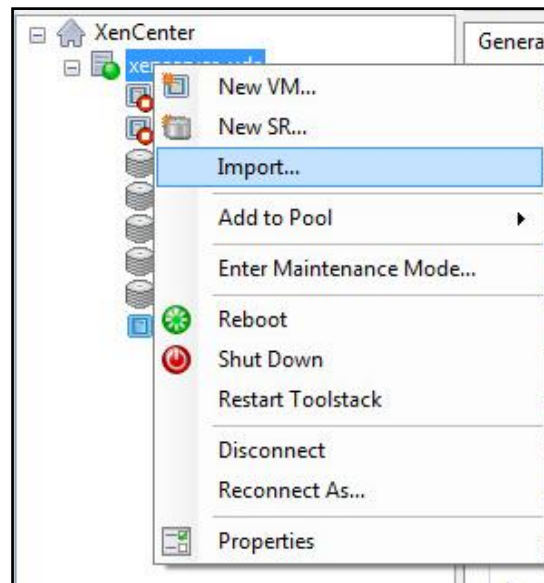
Index of /3.6/stable/xcp

Name	Last modified	Size	Description
 Parent Directory		-	
 UDS-Dbserver-xen.3.6.0.zip	2023-11-03 10:13	558M	
 UDS-Server-xen.3.6.0.zip	2023-11-03 10:13	1.3G	
 UDS-Tunnel-xen.3.6.0.zip	2023-11-03 10:13	849M	

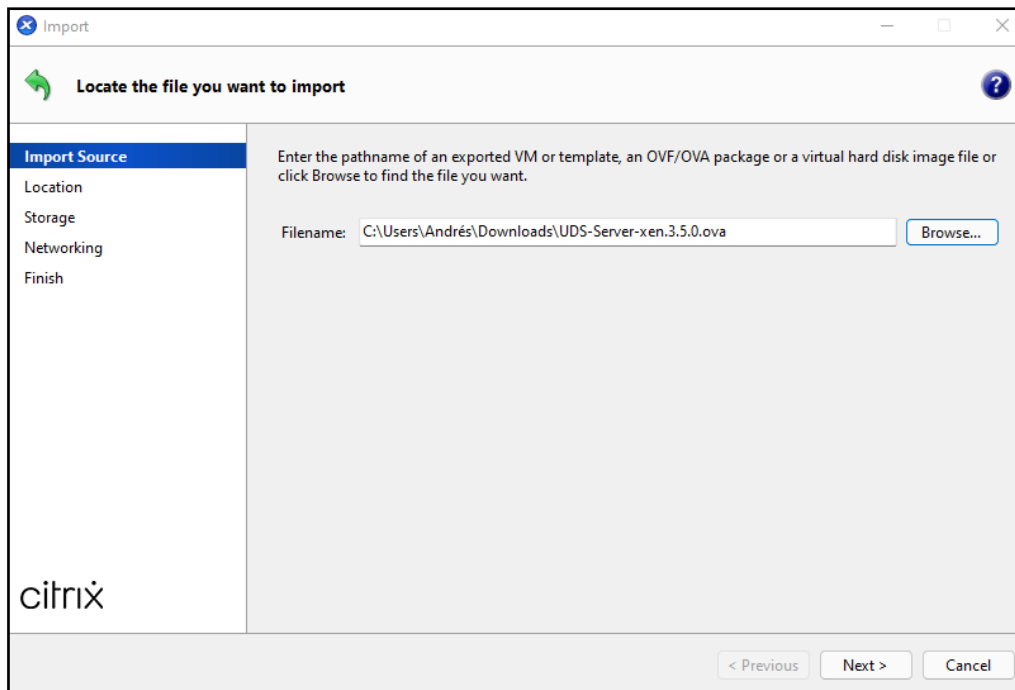
Import UDS Appliances on the virtual platform

Download the UDS Appliances. See below an example with the UDS Server Appliance (**UDS-Server-XXova**).

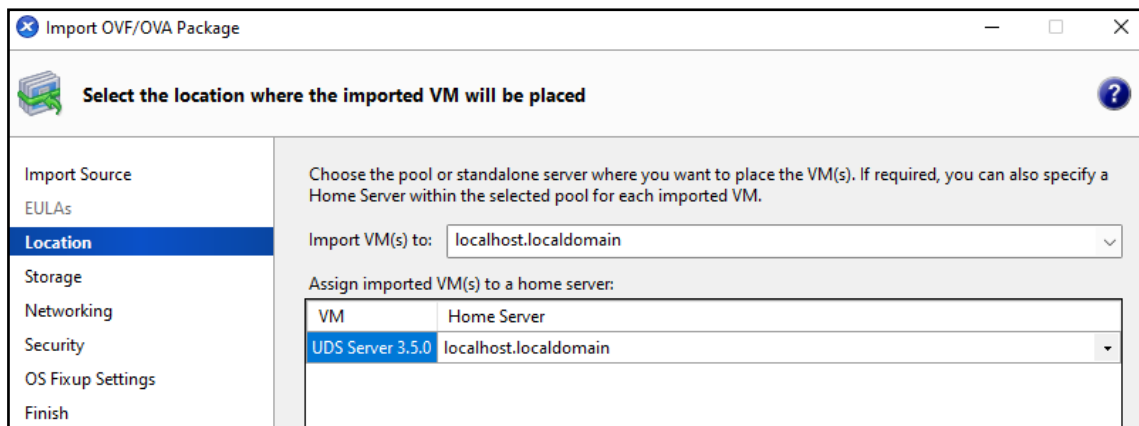
Access the Citrix Hypervisor environment and select the **"Import"** option:



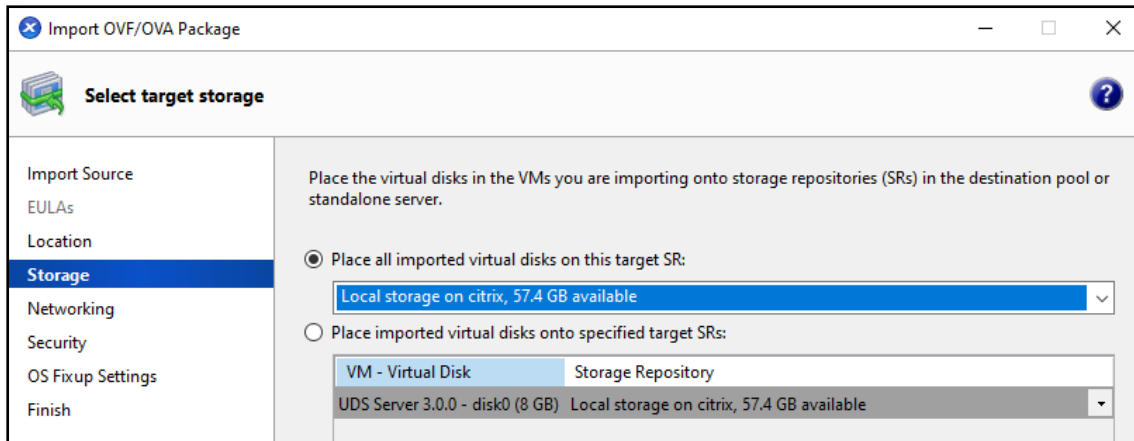
Search and select the previously downloaded UDS Appliance.



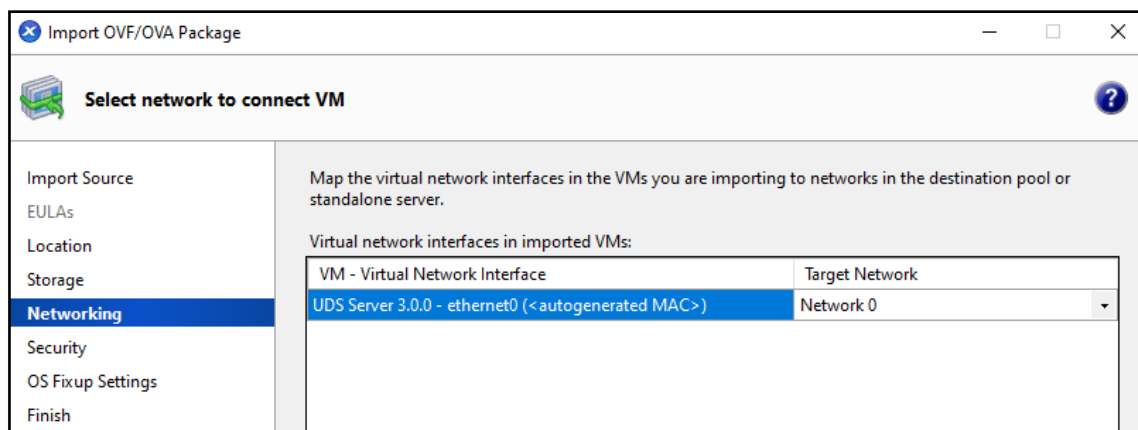
Indicate where to host the server.



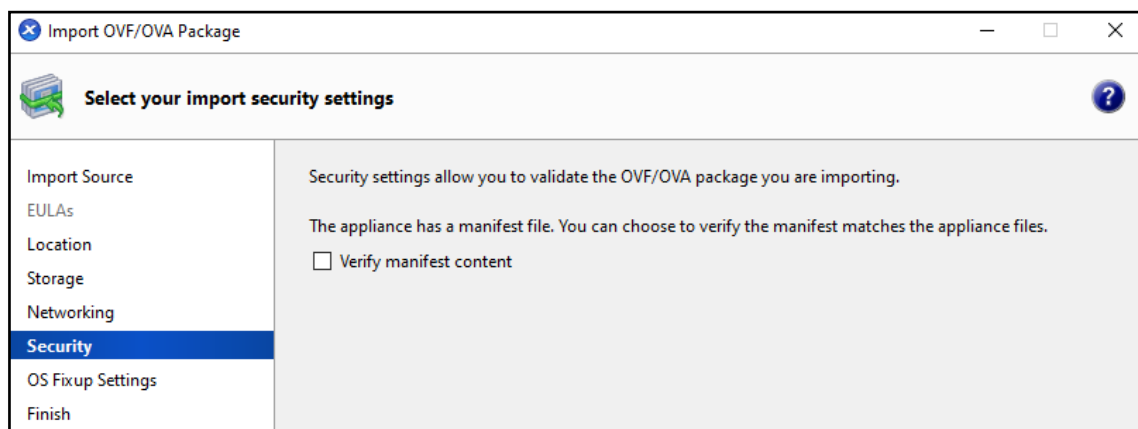
Select the storage.



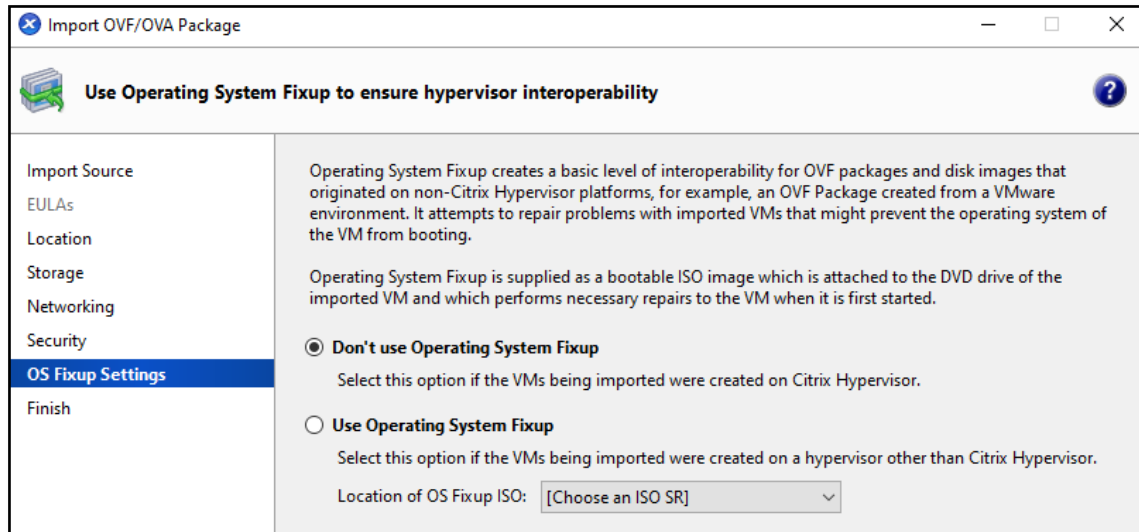
Assign a network.



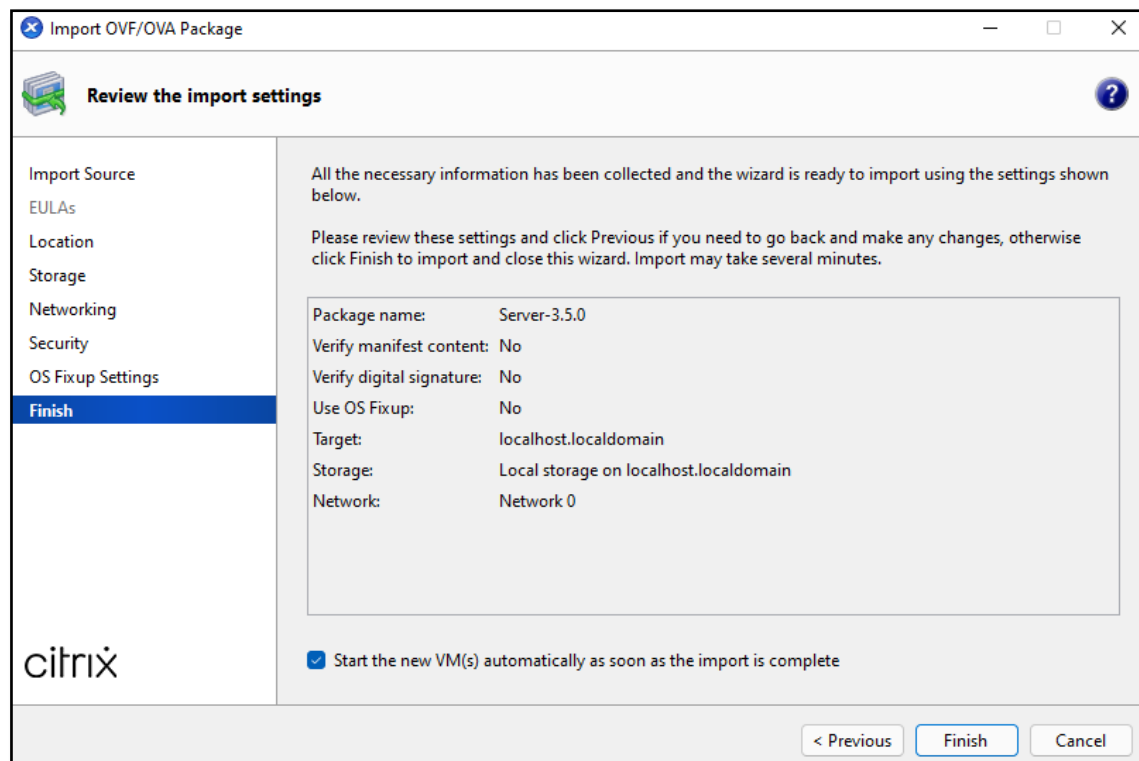
The "Security" section is left by default.



Mark "Don't use Operating System Fixup".



Verify all the data in the configuration summary and finish the wizard to start the import process.



About Virtual Cable

[Virtual Cable](#) is a company specialized in the **digital transformation** of the **workplace**. The company develops, supports and markets UDS Enterprise. Its team of experts has designed **VDI** solutions tailored to **each sector** to provide a unique user experience fully adapted to the needs of each user profile. Virtual Cable professionals have **more than 30 years of experience** in IT and software development and more than 15 in virtualization technologies. **Millions of Windows and Linux virtual desktops with UDS Enterprise are deployed all over the world every day.**