

UDS Enterprise 3.6

New features



3.6



INDEX

Introduction	2
Components.....	3
Appearance	6
Administration	6
Service Providers	7
Proxmox	7
Microsoft Hyper-V.....	7
RDS Server	8
Nutanix Acropolis.....	8
OpenGnsys	8
OpenStack	9
VMware vCenter.....	10
Authentication	11
Native Multi-Factor Authentication	11
Full Support of Google Authenticator and other TOTP tools	11
Active Directory Authenticator.....	12
Connectivity.....	13
HP Anywhere.....	13
RDP.....	13
SPICE	14
HTML5.....	15
HTML5 SSH	16
Meta Pools.....	17
Tools	18
UDS Configuration	18
Reports.....	19
About UDS Enterprise	20
About VirtualCable.....	20

Introduction

The purpose of this document is to share **the new implementations** made in **version 3.6 of UDS Enterprise**.

It describes outstanding improvements in security and in the software **interface** administration, the integration of **new service providers, authenticators and connection protocols**.

In addition, among other things, new **configuration** options in the **connection protocols** and in the **service pools** are explained.

Only the differences that exist with respect to previous versions at the **Front-end** level are described. There are many changes at the **Back-end** level that are transparent to users and administrators.

Components

- The **operating system** that hosts the UDS components has been **updated** and all the new security patches available have been applied.
- Updating of UDS Clients and Actors** for the different OS.

UDS Client



Windows (exe)
Cliente de Windows


MacOS (pkg)
Cliente de Mac OS X


Linux (deb)
Cliente Linux basado en Debian (requiere Python-3.6 o más reciente)


Linux (rpm)
Cliente Linux basado en RPM (Fedora, Suse, ...) (requiere Python-3.6 o más reciente)


Linux (gz)
Cliente Linux appimage X86_64 binario


Linux (gz)
Cliente de Linux para Raspberry (Portable)






Linux (gz)
Cliente Linux genérico: tar.gz (requiere Python-3.6 o más reciente)

Downloads

 udsactor_3.6.0_all.deb <small>UDS Actor for Debian, Ubuntu, ... Linux machines (Requires python >= 3.6)</small>	 udsactor-3.6.0-1.noarch.rpm <small>UDS Actor for Centos, Fedora, RH, Suse, ... Linux machines (Requires python >= 3.6)</small>
 udsactor-unmanaged_3.6.0_all.deb <small>UDS Actor for Debian based Linux machines. Used ONLY for static machines. (Requires python >= 3.6)</small>	 udsactor-unmanaged-3.6.0-1.noarch.rpm <small>UDS Actor for Centos, Fedora, RH, Suse, ... Linux machines. Used ONLY for static machines. (Requires python >= 3.6)</small>
 RDSActorSetup-3.6.0.exe <small>RDS UDS Actor (for remote apps on Windows Server)</small>	 UDSActorSetup-3.6.0.exe <small>UDS Actor for windows machines</small>
 UDSActorUnmanagedSetup-3.6.0.exe <small>UDS Actor for Unmanaged windows machines. Used ONLY for static machines.</small>	 udsactor_2.2.0_legacy.deb <small>Legacy UDS Actor for Debian, Ubuntu, ... Linux machines (Requires python 2.7)</small>

- The new **UDSActorUnmanaged.rpm** actor is added for static machines with CentOS, Fedora, Red Hat or SUSE operating systems, among others.

Downloads

 udsactor_3.6.0_all.deb <small>UDS Actor for Debian, Ubuntu, ... Linux machines (Requires python >= 3.6)</small>	 udsactor-3.6.0-1.noarch.rpm <small>UDS Actor for Centos, Fedora, RH, Suse, ... Linux machines (Requires python >= 3.6)</small>
 udsactor-unmanaged_3.6.0_all.deb <small>UDS Actor for Debian based Linux machines. Used ONLY for static machines. (Requires python >= 3.6)</small>	 udsactor-unmanaged-3.6.0-1.noarch.rpm <small>UDS Actor for Centos, Fedora, RH, Suse, ... Linux machines. Used ONLY for static machines. (Requires python >= 3.6)</small>


- Added a new **security** mechanism in both the **UDS Server appliance** and **UDS Tunnel**. Thanks to this development and the new configuration via **HTTPS**, all information will travel fully **encrypted** and **secured throughout the process**.

```
UDS Enterprise tunnel CLI tool
Your appliance is currently unconfigured.
In order to configure it, you need to go through the setup process.
Since UDS 3.0, the configuration is done using a web browser.
UDS Enterprise setup launcher
Your appliance IP is 192.168.1.60. We are going to start the web setup process for you right now.
To configure your appliance, please go to this URL: https://192.168.1.60:9900
Note that, by default, UDS Appliance generates self signed certificates.
If you want to use your own certificates, please copy them to /etc/certs/ folder.
The setup process will be available until finished or the appliance is rebooted.
Your setup code is: DFCrv6-j
```

DFCrv6-j

```
Use this code to configure your appliance.
root@tunnel-360:~# _
```

UDS Enterprise Broker Setup



Setup Code

In order to secure installation, you must enter the code shown in the UDS Appliance console.
Take care with the code provided, must be exactly as shown in the console. UDS will use it as base encryption key for setup process.

Setup security code

Previous

Next

- It has been added a **new command** in the UDS Server appliance: "**uds support**", that gives the possibility of generating and sending a package with all the necessary configuration information to the support team.

```
root@broker-360:~# uds support
UDS Enterprise broker CLI tool
usage: uds support [-h] Action ...

positional arguments:
  Action      Subscription action
              create      Creates the support request bundle.

optional arguments:
  -h, --help  show this help message and exit
root@broker-360:~#
```

- The **Guacamole** (HTML5) server now runs via a container (**Docker**). This improves performance and avoids errors:

```
:~# docker container ls
IMAGE          COMMAND          CREATED        STATUS        PORTS          NAMES
guacamole/guacd:1.3.0  "/bin/sh -c '/usr/lo..."  2 minutes ago  Up About a minute (health: starting)  127.0.0.1:4822->4822/tcp  guacd
```

Appearance

Administration

- **Improved** treatment of **statistics**. The graphics are much more **optimized**, and the **loading times** are much shorter to speed up all the tasks that the technical teams carry out.



Service Providers

Proxmox

- In order to continue adding versatility to the Proxmox service provider, in the **“Advanced”** tab, the option to define the **range of Macs** to be used by the desktops is added. This will allow us to better define the range of machines generated by UDS Enterprise.

Edit provider

Main Advanced

Creation concurrency *
10

Removal concurrency *
5

Timeout *
20

Macs range *
52:54:00:00:00:00-52:54:00:FF:FF:FF

Starting VmId
10000

Test

Microsoft Hyper-V

- In the Hyper-V provider, the possibility of generating **“Full Clone”** desktops is added. It will allow to create full disk machines on the platform.

← Hyper-V

Summary

Services of Hyper-V

New

Filter

Service name ↑

New service

Main Machine

Base Machine *
New Virtual Machine

Network *
Intel(R) 82574L Gigabit Network Connection - Virtual Switch

Memory (Mb) *
512

Use Full Clones
☒ No

Machine Names *
Base name for clones from this machine

RDS Server

- The possibility of connecting directly and via HTML5 to **RDS farm Gateways** has been added.

Nutanix Acropolis

- Added the ability to choose the connection **API** on Nutanix platforms. Now you can choose the original base API or the latest one available in the hypervisor.

Edit provider

Main	Advanced
Creation concurrency *	30
Removal concurrency *	30
Timeout *	10
Macs range *	52:54:00:05:00:00-52:54:00:FF:FF:FF
API Version	Base

OpenGnsys

- Added the parameter "**Max. Allowed Services**" to limit the maximum number of machines. This will allow you to have more **stability** in your platform by being able to delimit the maximum number of machines on it.

New service

Main	Advanced
Max. Allowed services *	10
Max. reserved	2400

Maximum number of allowed services (0 or less means no limit)

Discard & close Save

- In the connection with OpenGnsys, a *check* is added to **turn on the machines** if they are turned off in the user's connection. UDS Enterprise will send OpenGnsys the power-on order to the machines that are off when they are requested by a user, or when said machines belong to the cache.

New service

Main

Advanced

Tags

Tags for this element

Name *

Name of this element

Comments

Comments for this element

OU *

Unidad Organizativa (Default)

lab

All Labs

OS Image *

ubunt18

Start if unavailable

Yes

If active, machines that are not available on user connect (on some OS) will try to power on through OpenGnsys.

OpenStack

- To continue providing multi-cloud capabilities to the system, full **compatibility** with **Huawei Cloud** is added. This provider joins the rest of the OpenStack-based cloud platforms, all of which are compatible with UDS Enterprise

<input type="checkbox"/>	Name/ID	Monitoring	AZ	Status	Specifications/Image	IP Address
<input type="checkbox"/>	UDS-DBServer-3.6 4acce214-62f1-4bfc-8d52-4d0c76aed...		AZ2	Stopped	1 vCPUs 1 GiB s6.small.1 UDS-DBServer-3.6	192.168.0.210 (Privat...
<input type="checkbox"/>	Xubuntu22.04-Template eb33e8f5-7367-4ec5-b898-b2e2ae49...		AZ2	Stopped	1 vCPUs 2 GiB s6.medium.2 Xubuntu22.04-Template	192.168.0.228 (Privat...
<input type="checkbox"/>	Xubuntu20.04-Template 2a19be1c-c084-4cad-86dd-39404c5e...		AZ2	Stopped	1 vCPUs 2 GiB s6.medium.2 Ubuntu 20.04 server 64bit	192.168.0.164 (Privat...
<input type="checkbox"/>	UDS-Tunnel-3.6 4ae30ca2-6e72-440f-8897-e2fd5374...		AZ2	Stopped	1 vCPUs 1 GiB s6.small.1 UDS-Tunnel-3.6	119.8.213.238 (EIP) ... 192.168.0.127 (Privat...
<input type="checkbox"/>	UDS-Server-3.6 9d0709d7-82ab-41bc-b1c8-18639930...		AZ2	Stopped	1 vCPUs 1 GiB s6.small.1 UDS-Server-3.6	119.8.215.250 (EIP) ... 192.168.0.83 (Private ...

VMware vCenter

- A new check is added to the VMware vCenter platform provider to endow the system with greater **security** by being able to check the **SSL verification**.

New provider

Main

Advanced

Creation concurrency *

15

Removal concurrency *

8

Timeout *

30

Macs range *

00:50:56:10:00:00-00:50:56:3F:FF:FF

Verify SSL

☐ No

Test

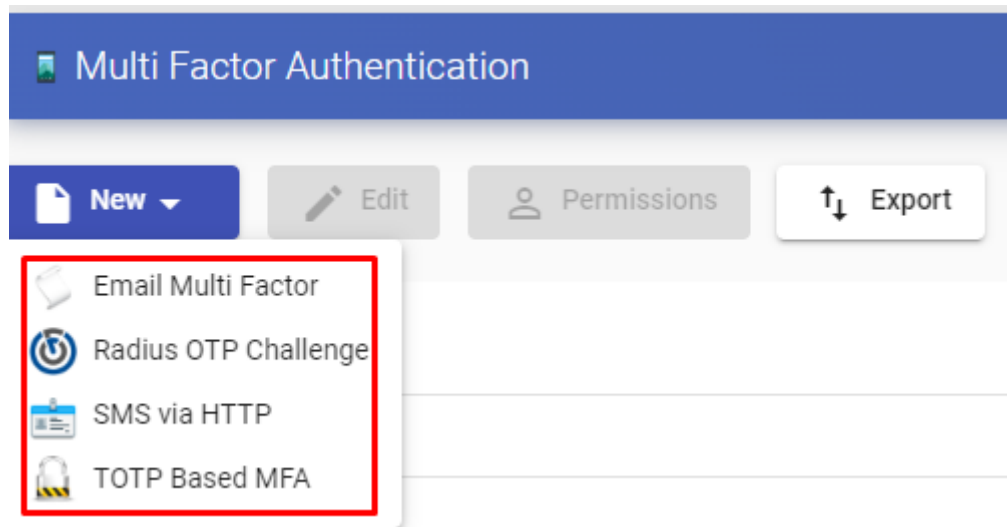
Discard & close

Save

Authentication

Native Multi-Factor Authentication

- To continue strengthening security, **UDS Enterprise 3.6 natively** incorporates **multiple factor authentication**. MFA or 2FA can be applied through the usual methods, such as sending a token by mail, pin to the phone or through Radius.



Full Support of Google Authenticator and other TOTP tools

- Thanks to the new **TOTP MFA system**, users will be able to validate themselves directly with **Google Authenticator** and other similar tools by applying **double-factor authentication**. This method is added to existing ones to increase the functionalities of multi-factor authentication.

Active Directory Authenticator

- To provide the platform with **greater** connection **security**, a check is added to verify the validity of the **certificate** in the **AD** Authenticator.

New Authenticator

Main
Credentials
Advanced
MFA
Display

Override Base
If not empty, will override AD search base with this value (format: dc=..., dc=...)

Default domain
If not empty, the compatibility is "Windows 2000 and later" and the user does not use UPN (user@domain) as login, this domain v

Backup server
If not empty, this host will be used in case main host server is not reachable

Timeout *
10

Verify SSL
☐ No

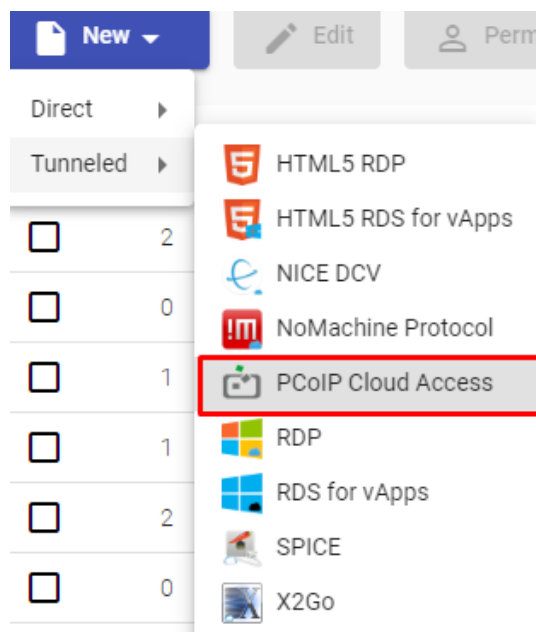
Certificate

Test
Certificate to use for SSL verification
Discard & close
Save

Connectivity

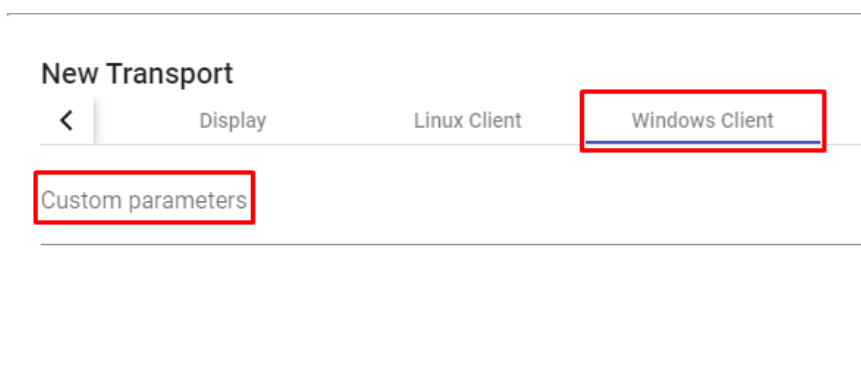
HP Anywhere

- The Virtual Cable team has worked with HP to confirm the compatibility of UDS Enterprise with the latest version of **HP Anywhere** (formerly Teradici CAS). This connection protocol is based on **PCoIP** technology, which provides an optimal experience with audio, video and **graphics intensive applications** in general.



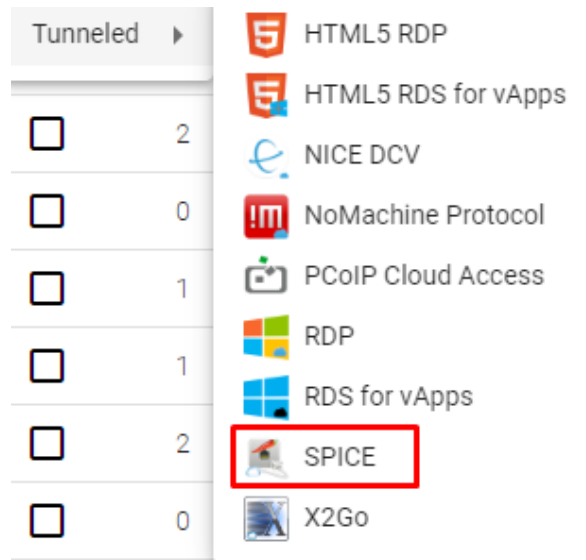
RDP

- To continue adding versatility in our transport section, the option of being able to include **custom parameters** in the **RDP** transport on Windows clients has been added:



SPICE

- Support for the **Spice connection protocol** has been added to the **Proxmox** service provider. Thus, it is possible to build a workplace virtualization platform with UDS Enterprise and two other **open-source components, at no additional cost** and with **optimized performance** for all types of software, **including 3D graphics**.



- Within the **“Advanced”** section, a *check* is added **to allow SSL connections** in order to provide more security to the platform.



HTML5

- Support for the **NLA security** type has been added in connections made through the HTML5 connection protocol. Thus, it is possible to send **empty credentials, requesting** the **end user** to enter said credentials to continue with the connection process.

Please, enter access credentials

Username

Username

Password

Password

Domain

Domain

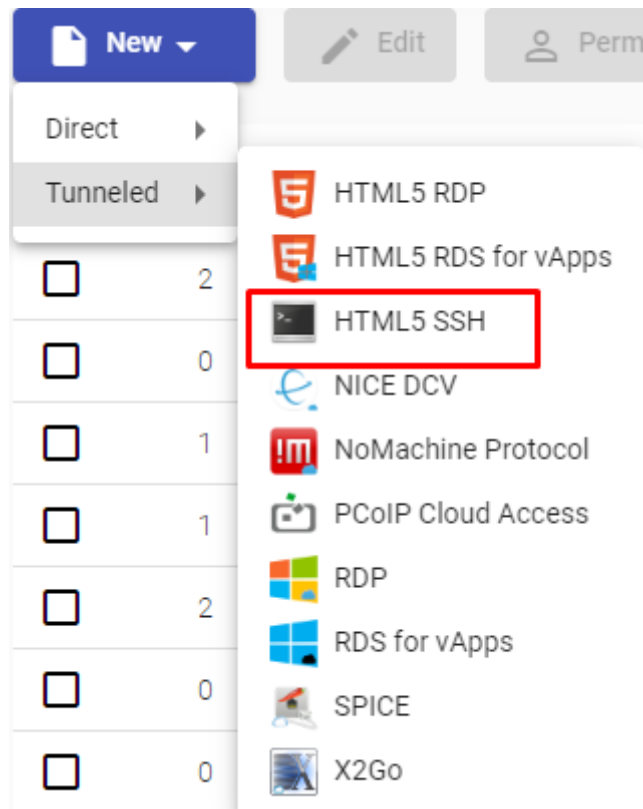
Cancel

Accept

In previous versions of UDS Enterprise, it was not possible to add credentials in cases where valid ones were not being sent. With this new feature, there is even more **flexibility** in this type of **HTML5** connections.

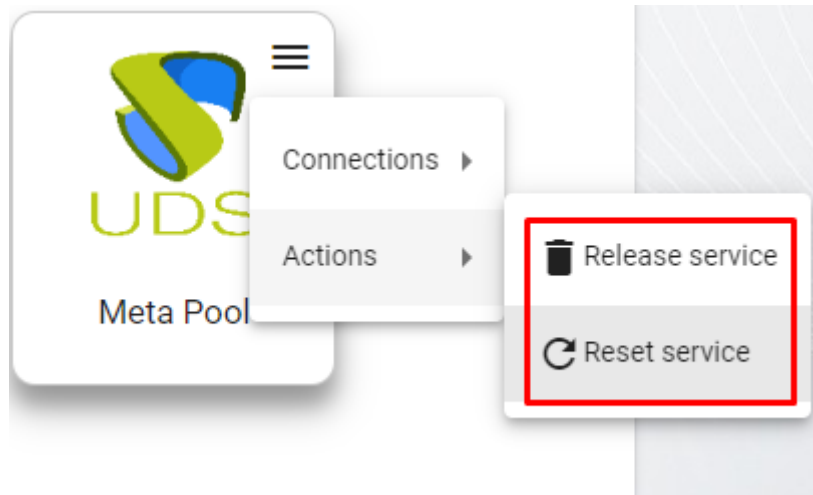
HTML5 SSH

- The possibility of making **HTML5 connections through SSH** is incorporated, allowing to connect to Linux servers that do not have a window manager or desktop environment, among other possibilities.



Meta Pools

- We continue adding different functionalities in the Meta Pools section to provide users with more advantages. In this new version you will have the possibility of **restarting** or **releasing a service**:

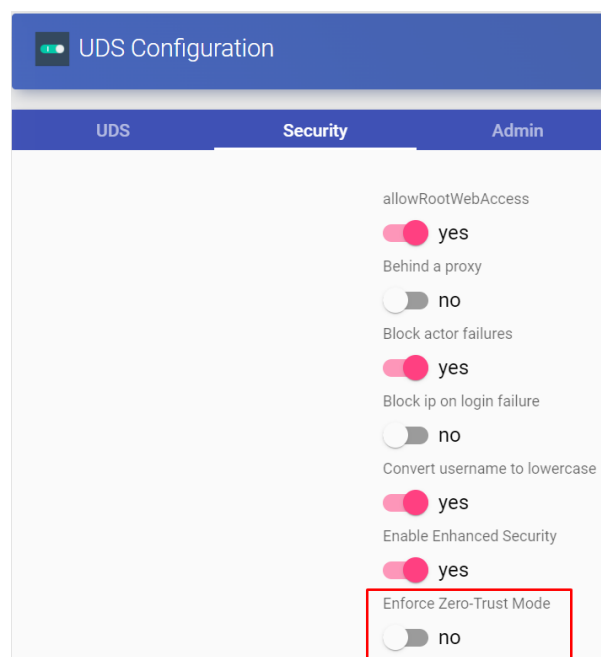


Tools

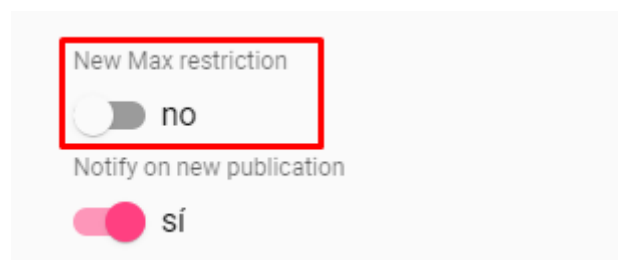
UDS Configuration

- Within the **"Security"** section, a *check* is added to enable the **Zero-Trust** mode.

Thanks to this new option, the system can't store passwords. It prevents them from traveling in the connections, **blocking the theft of credentials** under any circumstance.





- Within the **"UDS"** section, the **"New Max Restriction"** *check* is added, which will allow a new cache machine creation system based on the maximum number of machines.



Reports

- In the reports section, a new **report** has been configured that will allow us to see at the **audit** level all the changes that have been made to the platform, in order to increase its **security**.

Available reports			
 Generate report		Filter <input type="text"/>	1 - 16 of 16
Group	Name	Description	Generates 
<input type="checkbox"/> Lists	Users list	List users of platform	text/csv
<input type="checkbox"/> Lists	Audit Log list	List administration audit logs	text/csv

About UDS Enterprise

[UDS Enterprise](#) is a new software concept to create a **fully customized desktop virtualization platform**. It provides **24x7 secure access**, from anywhere and from any device to all the applications and software of an organization or educational center.

It allows you to bring together in a single console **virtualization of Windows** and **Linux desktops** and applications, as well as **remote access** to Windows, Linux and macOS devices. Its Open-Source base guarantees **compatibility with any third-party technology**. It can be deployed on premise, on public, private, hybrid or **multi-cloud**. Even **combine** multiple environments at the same time and perform **automatic** and intelligent **overflows** to optimize performance and efficiency. All with a **single software subscription**.

About VirtualCable

[Virtual Cable](#) is a company specialized in the **digital transformation** of the workplace. The company develops, supports and markets UDS Enterprise. Its team of experts has designed **VDI** solutions tailored to **each sector** to provide a unique user experience fully adapted to the needs of each user profile. Virtual Cable professionals have **more than 30 years of experience in IT** and software development and more than 15 in virtualization technologies. **Millions of Windows and Linux virtual desktops with UDS Enterprise are deployed all over the world every day.**